








WHEELED
SERIES **950**



SPECIFICATIONS

Interior dimensions	L20.5" x W15.3" x H 10.1" L521mm x W389mm x H257mm
Exterior dimensions	L22.8" x W18.3" x H11.7" L579mm x W465mm x H297mm
Weight (empty)	15.1 lbs 6.8 kg
Lid depth	2.1" 53mm
Base depth	8.0" 203mm
Max buoyancy	110.0 lbs 49.9 kg
Temperature range	Min -20°F (-29°C) Max 140°F (60°C)
Airline cabin carry-on	No
Watertight	Yes - IP67
Warranty	Conditional lifetime guarantee

CERTIFICATIONS

-  **IPX7 INGRESS PROTECTION - WATERPROOF**
-  **IP6X INGRESS PROTECTION - DUSTPROOF**
-  **ATA SPECIFICATION 300 - CATEGORY 1 IMPACT**
-  **ASTM D-4169 DC-18 - DROP TEST**
48cm (19")
min.
-  **ASTM D-4169 DC-18 - VIBRATION**
-  **ASTM D-4169 DC-18 - RAINFALL**
-  **MIL-STD-810F - IMMERSION**
1 meter
(3.28 ft)

MATERIALS

- Case shell** – NK-7 high impact polypropylene
- Latches** – Nylon 66
- Handle** – NK-7 high impact polypropylene | TPE
- Purge valve** – Nylon 66 | Gore® membrane | Silicone washers
- Pins/hardware** – 304 stainless steel
- Gasket** – EPDM
- Backing plate** – NK-7 high impact polypropylene
- Pull handle** – Polycarbonate + ABS | Nylon | TPE
- Wheels** – Polyurethane | Polycarbonate

STANDARD FEATURES

- 1 - Powerclaw latching system
- 2 - Waterproof IP67 rated
- 3 - Impact resistant NK-7 resin
- 4 - Reinforced metal padlock holes
- 5 - Stackable
- 6 - 2-stage retractable handle
- 7 - Polyurethane wheels
- 8 - Side mounted spring loaded handles
- 9 - Automatic pressure release valve
- 10 - Integrated lid stay
- 11 - Removable lid
- 12 - Top and bottom panel mount
- 13 - 100% stainless steel hardware
- 14 - Lifetime guarantee



AVAILABLE COLORS



AVAILABLE OPTIONS



CUSTOM OPTIONS

